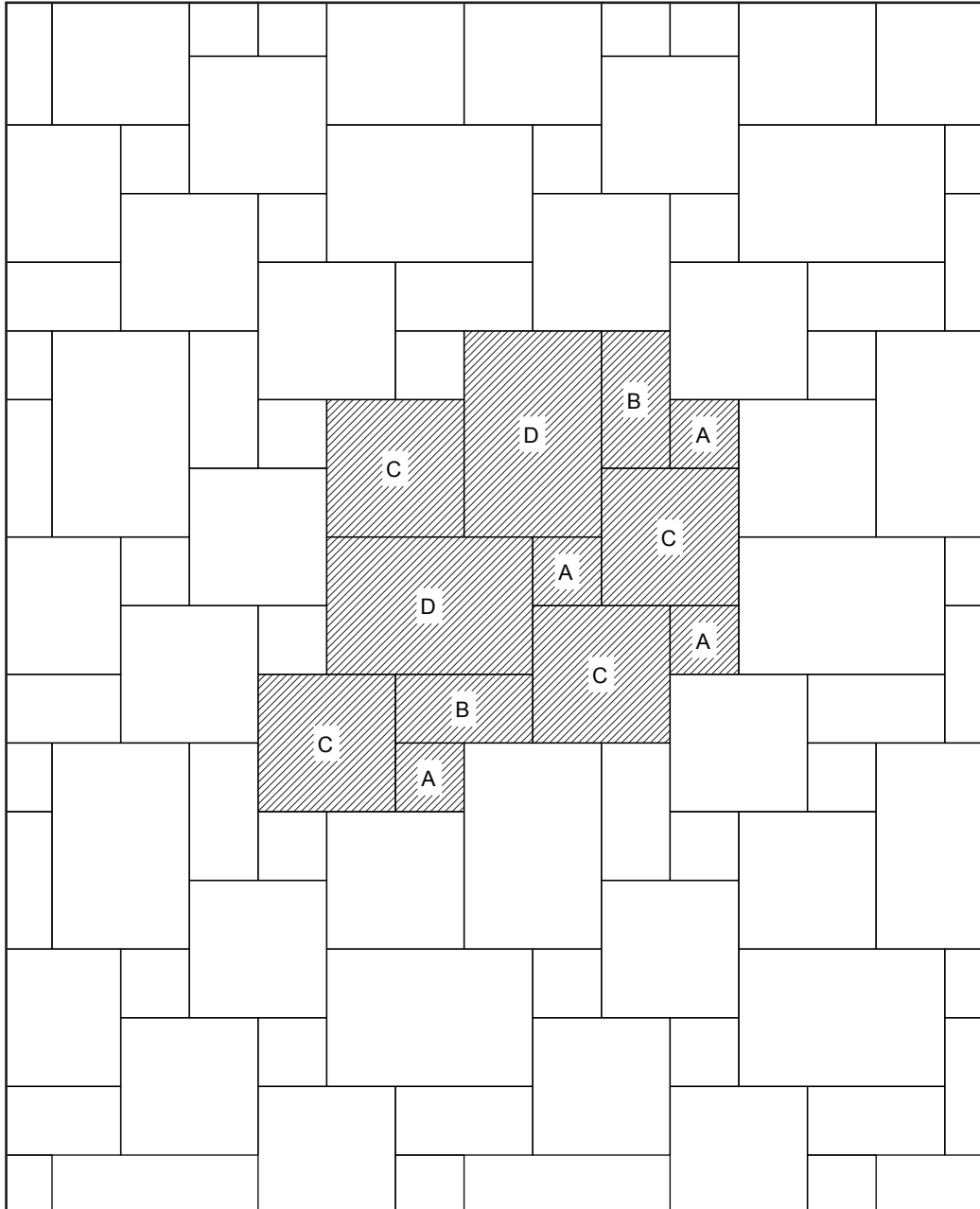


Installation Design F




**PA BlueStone Full Color HP2008M Modular**

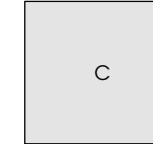
EACH CUBE CONTAINS :  
60 PCS, 174.38 SF, 1645 LBS



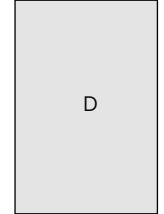
12" x 12"  
30cm x 30cm  
20 pcs.



12" x 24"  
30cm x 60cm  
10 pcs.



24" x 24"  
60cm x 60cm  
20 pcs.




24" x 36"  
60cm x 90cm  
10 pcs.

**Jerusalem Stone HP3006M Modular**

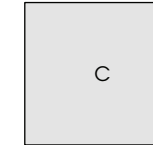
EACH CUBE CONTAINS :  
144 PCS, 186 SF, 1665 LBS



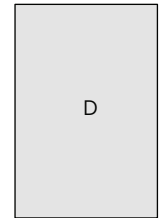
8" x 8"  
20cm x 20cm  
48 pcs.



8" x 16"  
20cm x 40cm  
24 pcs.



16" x 16"  
40cm x 40cm  
48 pcs.



16" x 24"  
40cm x 60cm  
24 pcs.

PA BlueStone Full Color Modular sizes and Jerusalem Stone Modular sizes are packaged in one cube containing the correct quantities of each size. Available in full Cubes only.

Imperial dimensions shown are nominal. Products are made to fit metric modules.

Packaging is based on prototypes and could vary slightly. Contact Hanover® before placing an order. Weight does not include pallet.

Porcelain Pavers should be laid with a minimum 1/8" joint.



**Architectural Products**  
5000 Hanover Road, Hanover, PA 17331  
717.637.0500 fax 717.637.7145  
www.hanoverpavers.com