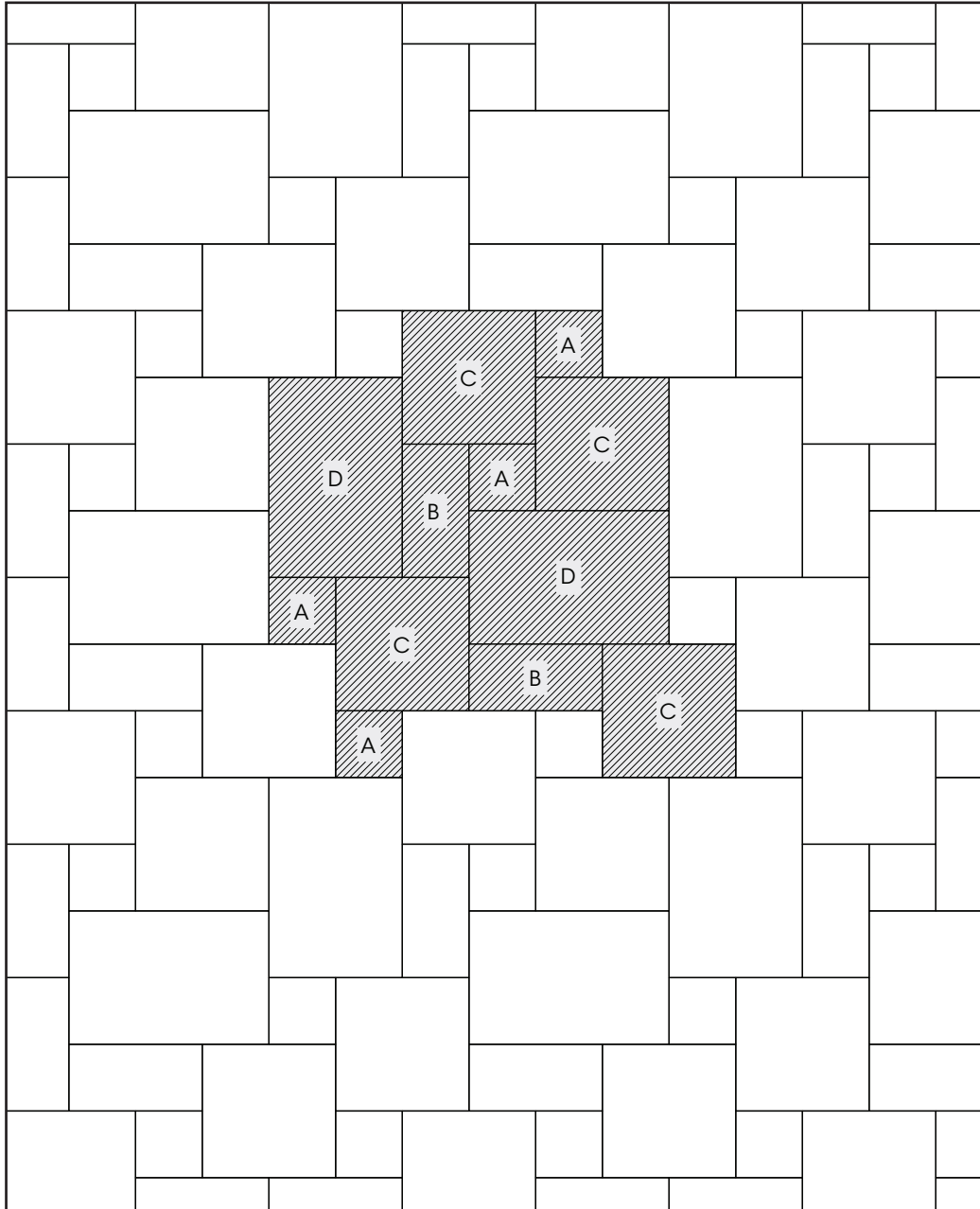


Installation Design C




PA BlueStone Full Color HP2008M Modular

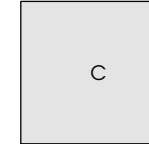
EACH CUBE CONTAINS :
60 PCS, 174.38 SF, 1645 LBS



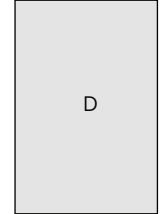
12" x 12"
30cm x 30cm
20 pcs.



12" x 24"
30cm x 60cm
10 pcs.



24" x 24"
60cm x 60cm
20 pcs.




24" x 36"
60cm x 90cm
10 pcs.

Jerusalem Stone HP3006M Modular

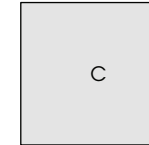
EACH CUBE CONTAINS :
144 PCS, 186 SF, 1665 LBS



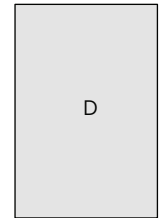
8" x 8"
20cm x 20cm
48 pcs.



8" x 16"
20cm x 40cm
24 pcs.



16" x 16"
40cm x 40cm
48 pcs.



16" x 24"
40cm x 60cm
24 pcs.

PA BlueStone Full Color Modular sizes and Jerusalem Stone Modular sizes are packaged in one cube containing the correct quantities of each size. Available in full Cubes only.

Imperial dimensions shown are nominal. Products are made to fit metric modules.

Packaging is based on prototypes and could vary slightly. Contact Hanover® before placing an order. Weight does not include pallet.

Porcelain Pavers should be laid with a minimum 1/8" joint.



Architectural Products
5000 Hanover Road, Hanover, PA 17331
717.637.0500 fax 717.637.7145
www.hanoverpavers.com