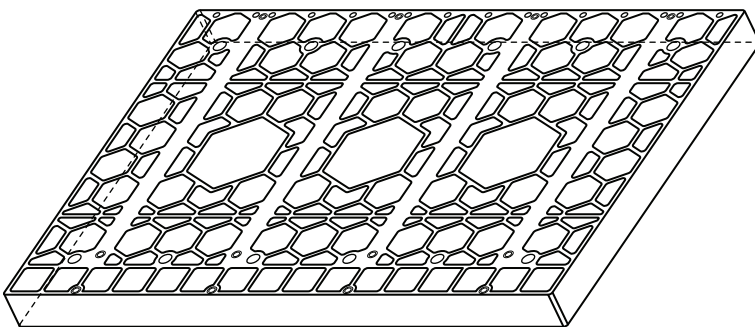
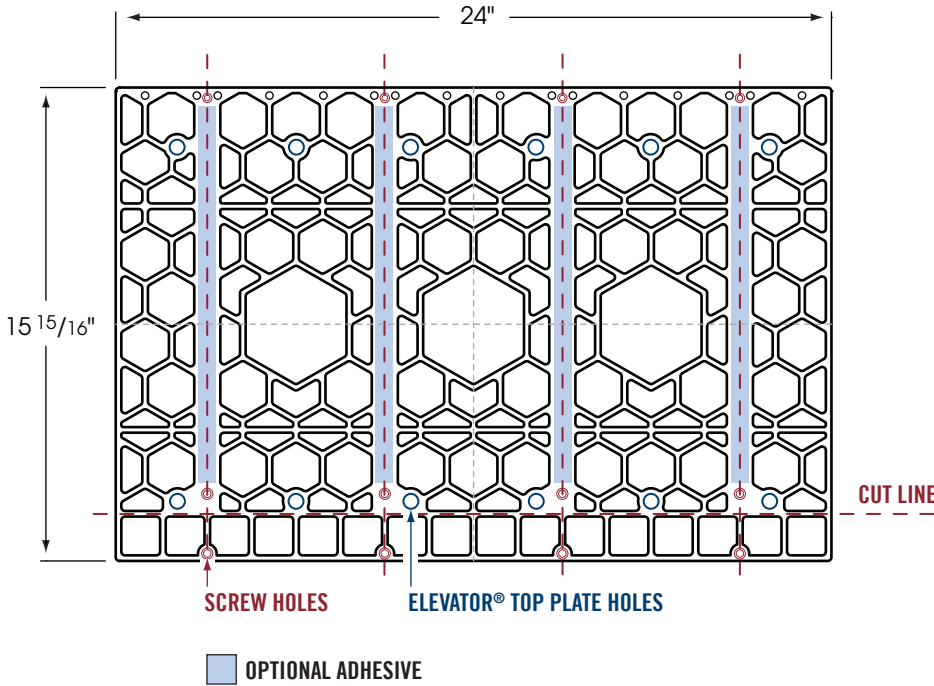




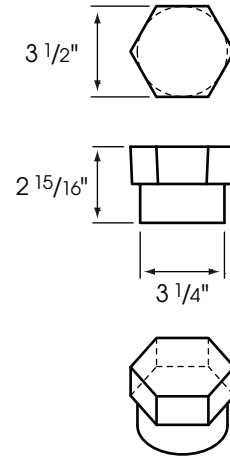
# GRIDLOC™

LIGHTWEIGHT STRUCTURAL SUPPORT GRID FOR ELEVATED PAVER APPLICATIONS

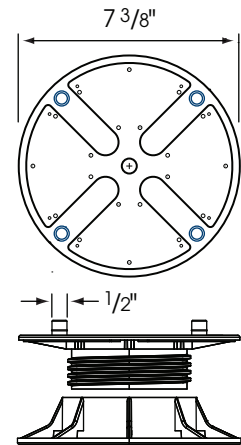
**GRIDLOC™: 6 LBS**



**GRIDLOC™ WEIGHT : 5.31 LBS EACH**



**GRIDLOC™ ELEVATOR® TOP PLATE**  
2", 3" & 4" HEIGHTS AVAILABLE. 2" SHOWN.



Sizes shown are nominal. Products are made to fit metric modules.

**HANOVER®**  
Architectural Products  
5000 Hanover Road, Hanover, PA 17331  
717.637.0500 fax 717.637.7145  
www.hanoverpavers.com