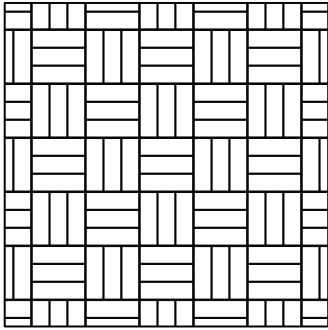
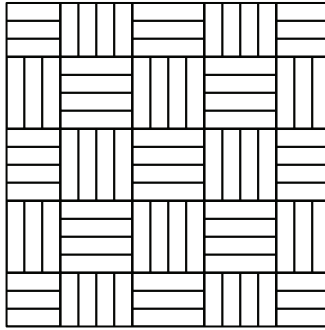


PLANKSTONE® PREST® PAVER

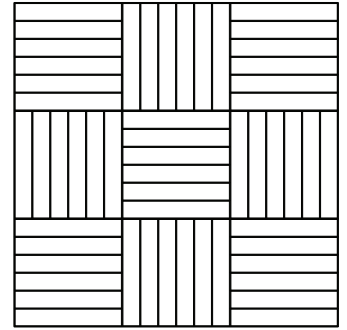
Installation Designs



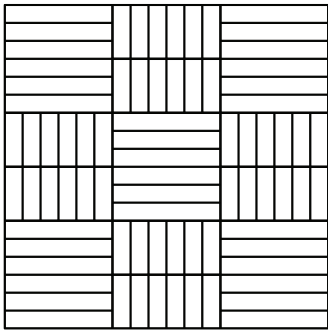
Basketweave
5 7/8" x 17 5/8"




Basketweave
5 7/8" x 23 1/2"




Basketweave
5 7/8" x 35 3/8"




Basketweave
5 7/8" x 17 5/8", 5 7/8" x 35 3/8"




45 Herringbone*
5 7/8" x 23 1/2"




90 Herringbone*
5 7/8" x 23 1/2"



Running Bond**
5 7/8" x 23 1/2"



Running Bond**
5 7/8" x 17 5/8", 5 7/8" x 23 1/2", 5 7/8" x 35 3/8"
Lengths are intended to be installed randomly.



Running Bond**
5 7/8" x 23 1/2"

PlankStone® Pavers are manufactured with a standard 3/16" bevel. A 1/16" bevel or square edge option is also available upon request.

*Herringbone designs can be achieved with any of the three lengths.

**Running Bond designs can be achieved with any of the three lengths individually or combined. When combining lengths, determine the percentage of each length the intended installation design requires.

Sizes shown are nominal. Products are made to fit metric modules.
Overall dimensions include one spacer. Plankstone® is suggested for pedestrian use only.